

spatial grooves:

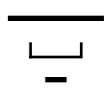
book one

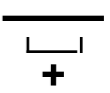
introduction

this book is an initial attempt to explore the *shades* of rhythm ignored when we work only with the rational divisions most commonly used in music [semiquavers, quavers, crotchets etc.]. by involving note values described as slightly too long / too short, spatial grooves break out from the more commonly used framework that allow rhythmic phrases to *add up*.


embrace the irrational


notes on notation

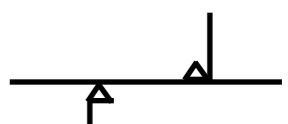
bracketed note should last slightly shorter than it's given note value 

bracketed note should last slightly longer than its given note value 

NOTE: the bracketed notes, or *spatial rhythms*, should not affect the length of their neighbouring notes.

drums - low to high 

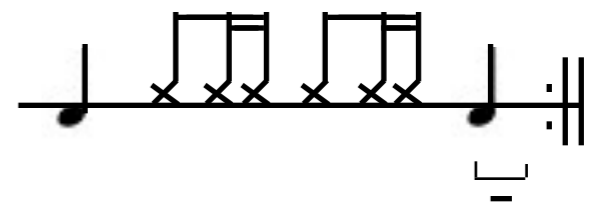
wood - low to high 

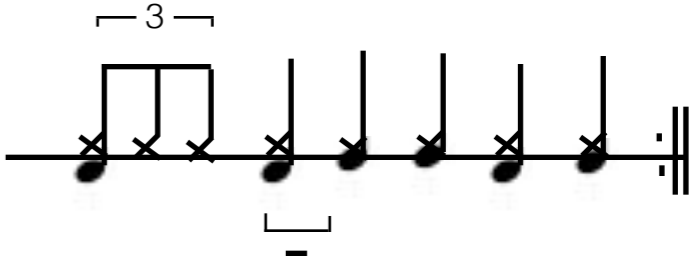
triangle/metal - low to high pitch 

crunch 

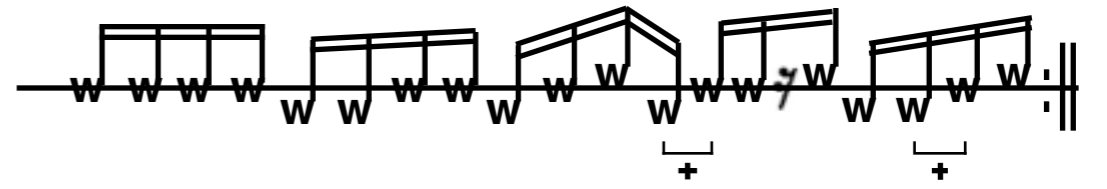
repeat whole phrase 

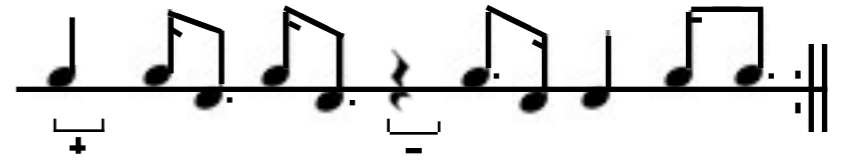


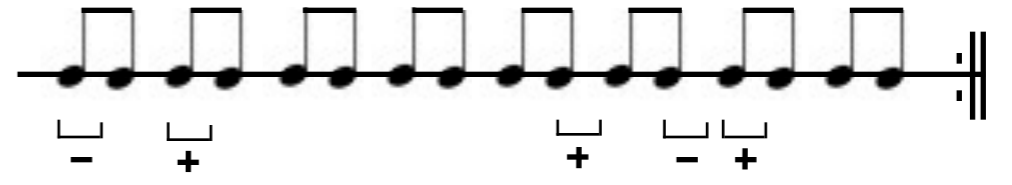




Musical notation for two staves. The top staff contains a sequence of notes: a quarter note, a quarter note, a quarter rest, a beamed eighth-note pair, a quarter note, a quarter note, and a beamed eighth-note pair. A bracket with a '+' sign is under the first three notes. The bottom staff contains: an upward stem, an upward stem, a quarter rest, a beamed eighth-note pair, a quarter note, an upward stem, a beamed eighth-note pair, and a quarter note. A bracket with a '-' sign is under the first three notes. Both staves end with a double bar line and repeat dots.







written by greta. published by *rikyu grey* august 2k15, copenhagen.